




CAUTION:

Rx Only. These instructions, in whole or in part, are not a substitute for formal training in carbide dental burs. Appropriate professional education is **STRONGLY RECOMMENDED** prior to using this device clinically.

DESCRIPTION:

Microcopy NeoBurr tungsten carbide burs are manufactured from either a single piece tungsten carbide or, from a tungsten carbide tip, brazed to a surgical grade stainless steel stem. The range includes patterns designed to meet the needs of all surgery and laboratory applications. The burs are packed in a plastic pouch in a dedicated cleanroom facility and terminally sterilized using Gamma Irradiation  by a contract sterilizer. These burs are identified as single-use devices and should NOT be re-processed and/or re-used.  

INDICATIONS:

Microcopy NeoBurr tungsten carbide burs can be used to cut or finish a wide variety of materials encountered in dentistry. These include tooth material such as enamel, dentin and bone, dental materials such as amalgam, composite, glass-ionomer cements, polymer and ceramic and precious and non-precious alloys.

CONTRAINDICATIONS TO USE:

Use of Microcopy NeoBurr is contraindicated on any patient who is allergic to any of the components of the product. Do not reuse. Microcopy NeoBurr are single-use. Attempts to reuse these products will adversely affect their performance.

CLINICAL PRECAUTIONS AND WARNINGS:

- a) Carefully read package labels to ensure use of the appropriate device. Failure to do so may cause procedural delays or patient or user injury.
- b) Failure to follow these instructions may cause the following: preparation site damage, injury to the patient or user, or possible aspiration or swallowing of the carbide burs.
- c) Prior to use, carefully inspect the pouch for signs of damage and/or deterioration and check that the expiry date has not expired. Refrain from opening the pouch until you are ready to use the bur.
- d) Prior to use inspect the bur for broken and/or damaged flutes, discard any potentially defective burs. Do not use worn-out or dull devices.
- e) Discard any damaged carbide burs immediately.
- f) Microcopy carbide burs are for **SINGLE-PATIENT-USE ONLY**. Tungsten carbides are pre-sterilized for single-use and should not be reprocessed or reused.
- g) Do not use chemical or dry heat to sterilize devices, as these processes have not been validated for use.
- h) Protect patient's eyes and vulnerable tissues when using these carbide burs.
- i) Clinicians should wear eye protection and facemask when using carbide burs.
- j) Surgical masks shall be worn to avoid inhalation of aerosol and/or dust generated during the procedure.
- k) Follow the handpiece manufacturer's instructions for use and maintenance and service all hand pieces appropriately.
- l) Ensure the bur is fully seated and gripped in the handpiece collet.
- m) Before use, run the hand piece to check for any abnormalities including overheating.
- n) Ensure handpieces are maintained in good working order and remain correctly lubricated at all times.
- o) Do not apply excessive pressure on the bur as this could cause undesirable heat and/or may cause the bur to fail.
- p) Move the bur continuously when in use to avoid localized heating and/or damage to the bur. Undesirable heat generation can cause patient discomfort, tooth or tissue necrosis, or patient burns.
- q) Avoid removing the bur at too sharp an angle to avoid leverage and breakage which could cause patient or user injury.
- r) Maintain handpieces in good working condition to ensure maximum effectiveness of the device. Failure to properly maintain handpieces may lead to procedural delays or injury of the patient or user, aspiration or swallowing of the device, or damage to the preparation site due to vibration of a worn chuck or turbine.

- s) Ensure the bur is fully seated and securely gripped in the handpiece collet prior to use. Failure to do so may cause the device to “walk out” of the handpiece and may lead to injury of the patient or user or aspiration or swallowing of the device.
- t) Never force a bur into a handpiece as this could cause damage to the handpiece collet which could result in procedural delays.
- u) Always refer to the product packaging for the Maximum RPM. Never exceed the maximum speeds as shown in the table, as this may generate undesirable heat.
- v) Always keep track of lot numbers of NeoBurr to ensure traceability. Lot numbers are listed in the format of CYYMMDD.
- w) Do not exceed the maximum speeds tabulated below:

Instrument head diameter 01/10 (mm) - ISO	Maximum permissible speed (RPM)	Recommended operational speed (RPM)
007 - 010	450,000	100,000 - 220,000
011 - 014	450,000	70,000 - 220,000
015 - 018	450,000	55,000 - 160,000
019 - 023	300,000	40,000 - 120,000
024 - 027	160,000	35,000 - 110,000
028 - 031	140,000	30,000 - 95,000
032 - 040	120,000	25,000 - 75,000
041 - 054	95,000	15,000 - 60,000
055 - 070	60,000	12,000 - 40,000
080 - 100	45,000	10,000 - 20,000

CLINICAL USE:



Microcopy’s tungsten carbide burs can be used to cut or finish a wide variety of materials encountered in dentistry. These include tooth material such as enamel, dentin and bone, dental materials such as amalgam, composite, glass-ionomer cements, polymer and ceramic veneers and precious and non-precious alloys. The bur pattern will be selected to cut a specific material in a specific application.

Holding the bur in the pouch by the operative end, push the stem end through the plastic far enough to insert into the hand piece collet. Immediately insert the stem into the handpiece collet and tighten before releasing the grip on the operative end and discarding the empty pouch.

STORAGE:

In dry conditions and protected against contaminants. Protect instruments, in general, against chemicals, acids, heat and extreme temperature variations.

STERILE PRODUCT SHELF LIFE:



















- On the provision that appropriate storage and handling practices are applied to all unopened pouches, product sterility will be maintained for five (5) years unless sterile package is opened or damaged. **Do not** use the product if the package is opened or damaged. 
- Sterile provided products are labeled with their expiry date. **Do-not** use the products after their stated expiration date 

TRACEABILITY:

Each package includes **Lot number**  on its label.

This number must be quoted in any correspondence regarding the product.

APPLICABLE SYMBOLS:

	Manufacturer	Indicates the medical device manufacturer.		Do not reuse	Indicates a medical device that is intended for one use, or for use on a single patient during a single procedure.
	Do not use if package is open or damaged	Indicates a medical device that should not be used if the package has been damaged or opened.		Do not re-sterilize	Indicates a medical device that is not to be re-sterilized.
	Lot Code	Indicates the manufacturer's batch code so that the batch or lot can be identified.		Sterilized using irradiation	Indicates a medical device that has been sterilized using irradiation.
	Use By	Indicates the date after which the medical device is not to be used.		Consult instructions for use	Indicates the need for the user to consult the instructions for use.
	CE marking	Signifies European technical conformity.		Authorized European representative	Indicates the Authorized representative in the European Community.
	DEVICE for professional use only	(ref US FDA CDRH) Indicates device shall only be used by a trained professional.		Medical Device	Indicates device is designed and intended for medical use.
	Keep Dry	Indicates a medical device that needs to be protected from moisture.		Catalog Number	Indicates the manufacturer's catalog number so that the medical device can be identified.
	Single Patient – Multiple Use	Indicates a medical device that may be used multiple times in a single operation.		Max speed	Indicates Max speed
	Wear eye protection	Indicates that eye protection must be used.		Wear a mask	Indicates that a face mask must be worn.

CONTACT INFORMATION:



Microcopy Dental
3120 Moon Station Rd. NW
Kennesaw, GA 30144



0483



Obelis S.A
Bd. Général Wahis 53
1030 Brussels, Belgium
Tel: + (32) 2. 732.59.54
Fax: +(32) 2.732.60.03
E-Mail: mail@obelis.net

